


DISC GRINDING MACHINE

S450



hopa
MASCHINENBAU GMBH

PRODUCT DESCRIPTION

DISC GRINDING MACHINE S450

The disc grinding machine S450 in stable, torsion- and vibration-free design can be used for machinable materials.

MACHINE TABLE

The **machine table** is made of cast iron and is mounted on both sides. The grinding wheel is also enclosed laterally by the machine table. This makes it easy to grind angled components.

The machine table is positioned 50mm under the grinding centre, which creates a larger working area.


TILTING DEVICE

The **tilting device** allows the machine table to be adjusted steplessly (45° downwards and 15° upwards).

The reading accuracy is 30 minutes.

The distance between the grinding disc and the machine table can be adjusted manually by loosening the star grips and moving the machine table smoothly.

TILTING DEVICE MACHINE TABLE




SWITCHING UNIT

A brake force control is built into the circuit as standard, in accordance with the regulation in EU countries.

The **operating switch** can be used to adjust the clockwise or anti-clockwise rotation of the grinding wheels. If desired, the revolution per minute can also be steplessly adjusted. The switch housing is equipped with a rubber-coated shelf.

REVERSING SWITCH | EMERGENCY STOP



PRODUCT DESCRIPTION

DISC GRINDING MACHINE S450


The disc grinding machine S450 in stable, torsion- and vibration-free design can be used for machinable materials.

ANGLE DEVICE & CYLINDRICAL GRINDING DEVICE

The optionally available **angle device** can be moved over the entire length by means of a groove in the machine table. The angle can be set to 45° on both sides.

The optionally available **cylindrical grinding device** can also be moved over the entire table width. It can be used to grind cylindrical components from 30-300 mm.

CLEAR OPERATING ELEMENTS



CYLINDRICAL GRINDING DEVICE



ANGLE DEVICE IN GROOVE



TECHNICAL DATA

DISC GRINDING MACHINE S450

WORK AREA

table length	600 mm
table width	300 mm
table width in front of the disc	210 mm
table under centre of disc	50 mm
table tilt motion down/up	45/15°
reading accuracy	30 min.

GRINDING DISC

disc diameter	400 mm
disc replacement	✓

MOTOR

voltage	400 V
motor power	0,75 kW
revolutions per minute	1400 U/min
automatic brake	brake force regulator

EXHAUST SYSTEM

socket diameter bottom	60 mm
required capacity	814 m³/h
flow rate	20 m/s

SWITCHING UNIT

main switch as emergency stop	✓
switch for rotation to right/left	✓

DIMENSIONS

version without base	50x80x60 cm
----------------------	-------------

WEIGHT

version without base	52 Kg
----------------------	-------

OPTIONALLY AVAILABLE

angle device, adjustable on both sides	45°
cylindrical grinding device	30-300 mm
single-phase alternating current	0,55kW, 230 V
stepless speed regulation	✓
base for machine	✓
machine lamp	✓
special voltage	✓
special paint	✓

HoPa Maschinenbau GmbH
Hauptstraße 15
09430 Drebach | Germany

phone: +49 (0) 37341 | 48 35 0
fax: +49 (0) 37341 | 48 35 1
e-mail: info@hopa-maschinen.de

web: www.hopa-maschinen.de