


DISC- & BELT GRINDING MACHINE

SB650



hopa
MASCHINENBAU GMBH

PRODUCT DESCRIPTION

DISC- & BELT GRINDING MACHINE SB650

The SB650, with two workstations is the optimal combination of a disc- & a belt grinding machine.

MACHINE TABLE

The **machine table** is made of cast iron and is mounted on both sides. The grinding wheel is also enclosed laterally by the machine table. This makes it easy to grind angled parts.

The machine table is positioned 50mm under the grinding centre, which creates a larger working area. An extendable workpiece support is available as an option.

TILTING DEVICE

The **tilting device** allows infinitely variable adjustment of the machine table (45° downwards as well as 30° upwards). The tilting is supported by a shock absorber.

The reading accuracy is 6 minutes.

The distance between the grinding disc and the machine table remains constant.

TILTING DEVICE WITH HANDWHEEL




SWITCHING UNIT

A brake force control is built into the circuit as standard, in accordance with the regulations in EU countries.

The **operating switch** can be used to adjust the clockwise or anticlockwise rotation of the grinding wheels. If desired, the revolution per minute can also be adjusted steplessly.

The switch housing is equipped with a rubber-coated shelf.

CYLINDRICAL GRINDING DEVICE



PRODUCT DESCRIPTION

DISC- & BELT GRINDING MACHINE SB650

The SB650, with two workstations is the optimal combination of of a disc- & a belt grinding machine.

ANGLE DEVICES (OPTIONAL)

Version 1

The **angle device** can be moved in a groove over the entire length of the machine table. It can be adjusted 45° on both sides.


Version 2

This **angle device** is mounted at the front of the machine table and has a quick lock for the most common angles. It can be moved over the entire length of the table and is adjustable 45° on both sides.

BELT GRINDING ARM & ANGLE TABLE



ANGLE DEVICE IN GROOVE



ANGLE DEVICE AT FRONT OF TABLE



TECHNICAL DATA

DISC- & BELT GRINDING MACHINE SB650

WORK AREA

table length	950 mm
table width	470 mm
table width in front of the disc	300 mm
table under centre of disc	50 mm
table tilt motion down/up	45/30°
tilt motion with fine adjustment	✓
reading accuracy	6 min
zero lock	✓
table swivel out	90°
table working height	900 mm

GRINDING DISC

disc diameter	600 mm
disc replacement	✓

BELT GRINDING ARM

dimensions grinding arm	750×160 mm
grinding belt	2000×150 mm
dimensions angle table	210×160 mm
tilt of the angle table	45°

MOTOR

voltage	400 V
motor power	2,2 kW
revolutions per minute	1500 U/min
automatic brake	brake force regulator

EXHAUST SYSTEM

socket diameter bottom	120 mm
socket diameter top	120 mm
required capacity	814 m ³ /h
flow rate	20 m/s

DIMENSIONS

space required	150x110x200 cm
----------------	----------------

WEIGHT

net weight	380 Kg
------------	--------

OPTIONALLY AVAILABLE

angle device, adjustable on both sides	45°
cylindrical grinding device	30-600 mm
rail for longitudinal grinding	✓
stepless speed regulation	✓
digital display for table tilt motion	✓
machine lamp	✓
extendable workpiece support	✓
special voltage	✓
special paint	✓

Construction changes reserved.

CE Machines in CE standard

HoPa Maschinenbau GmbH
Hauptstraße 15
09430 Drebach | Germany

phone: +49 (0) 37341 | 48 35 0
fax: +49 (0) 37341 | 48 35 1
e-mail: info@hopa-maschinen.de

web: www.hopa-maschinen.de